



Instructions

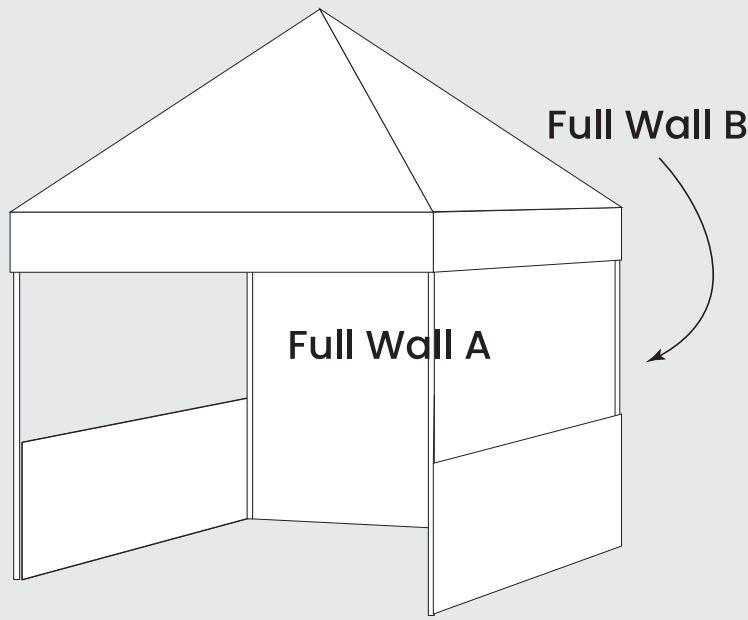
- 1. Place design within black outline
- 2. Keep all important details (logos, text, etc.) within the white box/red dashed lines
- 3. Zoom in 1000% and check your design for pixelation
- 4. Hide or delete Guide & Instructions layers



Graphic Safe Zone
Keep all important details within this border




Zoom to 1000% to view resolution at full-size




10’w x 10’h Canopy Full Wall

Full Wall Side A (Inside)



Full Wall Side B (Outside)
OPTIONAL DOUBLE-SIDED



(If single-sided, back will be white)