



Instructions

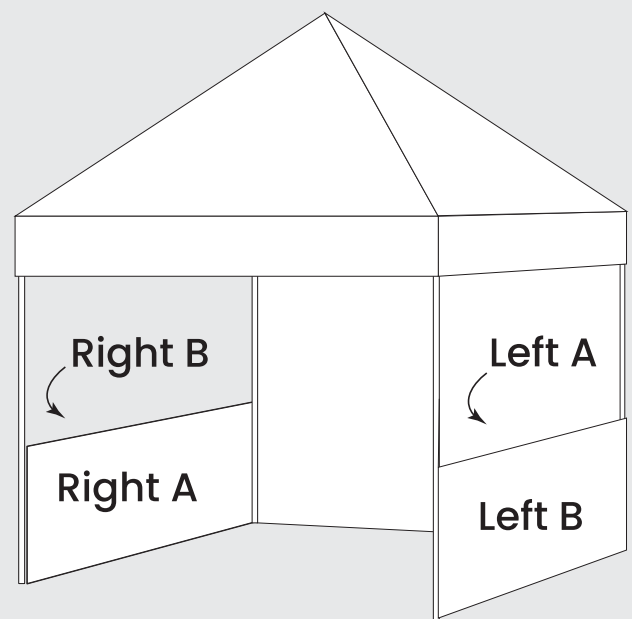
1. Place design within black outline
2. Keep all important details (logos, text, etc.) within the white box/red dashed lines
3. Zoom in 1000% and check your design for pixelation
4. Hide or delete Guide & Instructions layers



Graphic Safe Zone
Keep all important
details within this
border




Zoom to 1000% to
view resolution at
full-size

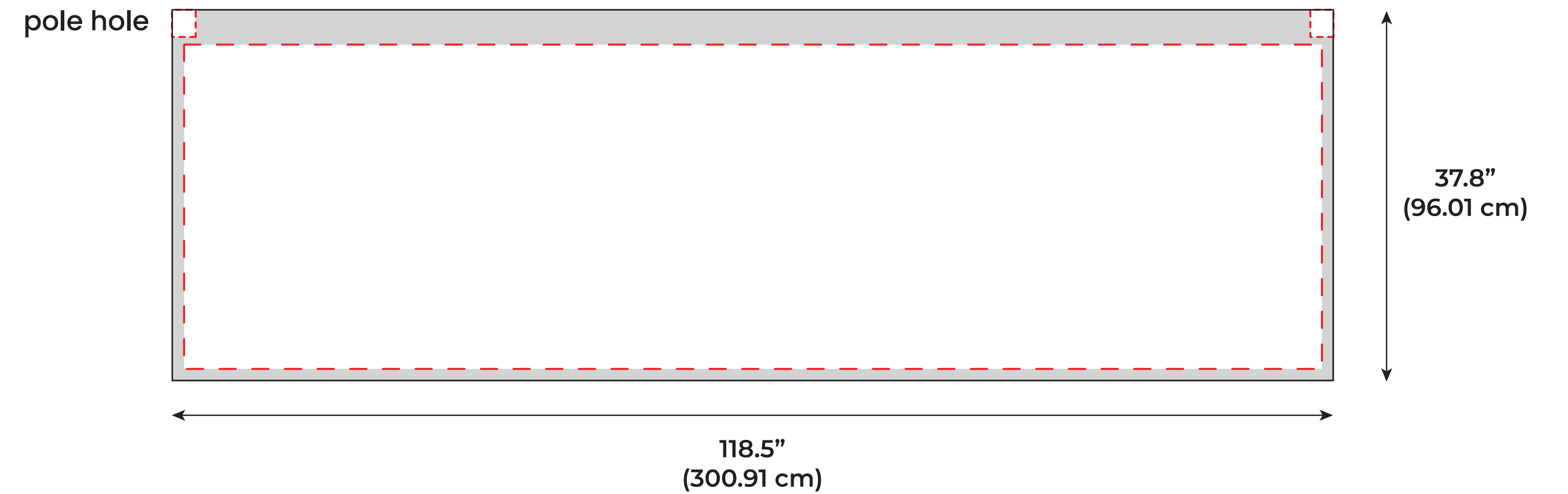


10'w x 3'h Canopy Half Wall


Left Side A (Inside)



Right Side A (Inside)




OPTIONAL DOUBLE-SIDED
Left Side B (outside)



(If single-sided, back will be white)

OPTIONAL DOUBLE-SIDED
Right Side B (outside)



(If single-sided, back will be white)